

powered by

**Q.ANTUM DUO Z**

# Q.PEAK DUO ML-G10+ 405-415

ENDURING HIGH  
PERFORMANCE



#### BREAKING THE 21% EFFICIENCY BARRIER

Q.ANTUM DUO Z Technology with zero gap cell layout boosts module efficiency up to 21.4%.



#### THE MOST THOROUGH TESTING PROGRAMME IN THE INDUSTRY

Q CELLS is the first solar module manufacturer to pass the most comprehensive quality programme in the industry: The new "Quality Controlled PV" of the independent certification institute TÜV Rheinland.



#### INNOVATIVE ALL-WEATHER TECHNOLOGY

Optimal yields, whatever the weather with excellent low-light and temperature behaviour.



#### ENDURING HIGH PERFORMANCE

Long-term yield security with Anti LID Technology, Hot-Spot Protect and Traceable Quality Tra.Q™.



#### EXTREME WEATHER RATING

High-tech aluminium alloy frame, certified for high snow (5400Pa) and wind loads (4000Pa).



#### A RELIABLE INVESTMENT

Inclusive 25-year product warranty and 25-year linear performance warranty<sup>1</sup>.

<sup>1</sup> See data sheet on rear for further information.

#### THE IDEAL SOLUTION FOR:



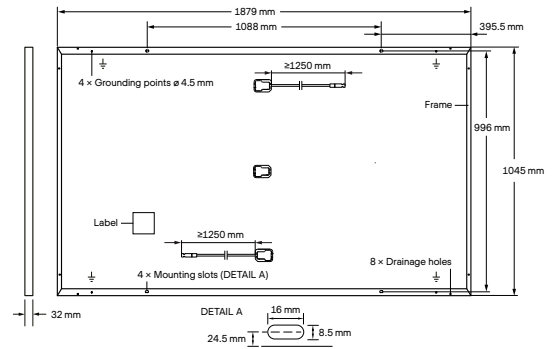
Rooftop arrays on  
residential buildings

Engineered in Germany

**Q CELLS**

## MECHANICAL SPECIFICATION

Format	1879 mm × 1045 mm × 32 mm (including frame)
Weight	22.0 kg
Front Cover	3.2 mm thermally pre-stressed glass with anti-reflection technology
Back Cover	Composite film
Frame	Black anodised aluminium
Cell	6 × 22 monocrystalline Q.ANTUM solar half cells
Junction box	53-101 mm × 32-60 mm × 15-18 mm Protection class IP67, with bypass diodes
Cable	4 mm <sup>2</sup> Solar cable; (+) ≥ 1250 mm, (-) ≥ 1250 mm
Connector	Stäubli MC4; IP68

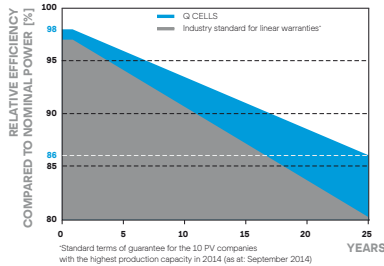


## ELECTRICAL CHARACTERISTICS

POWER CLASS			405	415
MINIMUM PERFORMANCE AT STANDARD TEST CONDITIONS, STC <sup>1</sup> (POWER TOLERANCE +5 W / -5 W)				
Minimum	Power at MPP <sup>1</sup>	$P_{MPP}$ [W]	405	415
	Short Circuit Current <sup>1</sup>	$I_{SC}$ [A]	11.19	11.26
	Open Circuit Voltage <sup>1</sup>	$V_{OC}$ [V]	45.09	45.16
	Current at MPP	$I_{MPP}$ [A]	10.70	10.82
	Voltage at MPP	$V_{MPP}$ [V]	37.85	38.37
	Efficiency <sup>1</sup>	$\eta$ [%]	≥ 20.6	≥ 21.1
MINIMUM PERFORMANCE AT NORMAL OPERATING CONDITIONS, NMOT <sup>2</sup>				
Minimum	Power at MPP	$P_{MPP}$ [W]	303.9	311.4
	Short Circuit Current	$I_{SC}$ [A]	9.02	9.07
	Open Circuit Voltage	$V_{OC}$ [V]	42.52	42.59
	Current at MPP	$I_{MPP}$ [A]	8.43	8.53
	Voltage at MPP	$V_{MPP}$ [V]	36.04	36.49

<sup>1</sup>Measurement tolerances  $P_{MPP} \pm 3\%$ ;  $I_{SC}$ ;  $V_{OC} \pm 5\%$  at STC: 1000 W/m<sup>2</sup>, 25 ± 2°C, AM 1.5 according to IEC 60904-3 • 2800 W/m<sup>2</sup>, NMOT, spectrum AM 1.5

### Q CELLS PERFORMANCE WARRANTY

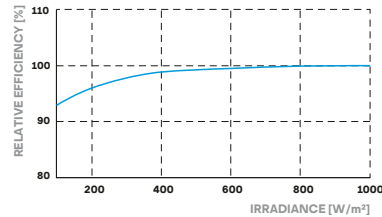


At least 98% of nominal power during first year. Thereafter max. 0.5% degradation per year. At least 93.5% of nominal power up to 10 years. At least 86% of nominal power up to 25 years.

All data within measurement tolerances. Full warranties in accordance with the warranty terms of the Q CELLS sales organisation of your respective country.

<sup>1</sup>Standard terms of guarantee for the 10 PV companies with the highest production capacity in 2014 (as at September 2014)

### PERFORMANCE AT LOW IRRADIANCE



Typical module performance under low irradiance conditions in comparison to STC conditions (25°C, 1000 W/m<sup>2</sup>).

### TEMPERATURE COEFFICIENTS

Temperature Coefficient of $I_{SC}$	$\alpha$ [%/K]	+0.04	Temperature Coefficient of $V_{OC}$	$\beta$ [%/K]	-0.27
Temperature Coefficient of $P_{MPP}$	$\gamma$ [%/K]	-0.34	Nominal Module Operating Temperature	NMOT [°C]	43 ± 3

## PROPERTIES FOR SYSTEM DESIGN

Maximum System Voltage	$V_{SYS}$ [V]	1000	PV module classification	Class II
Maximum Reverse Current	$I_R$ [A]	20	Fire Rating based on ANSI / UL 61730	C / TYPE 2
Max. Design Load, Push / Pull	[Pa]	3600 / 2660	Permitted Module Temperature on Continuous Duty	-40°C - +85°C
Max. Test Load, Push / Pull	[Pa]	5400 / 4000		

## QUALIFICATIONS AND CERTIFICATES

Quality Controlled PV - TÜV Rheinland;  
IEC 61215:2016; IEC 61730:2016.  
This data sheet complies with DIN EN 50380.  
QCPV Certification ongoing.  
Certification holder:  
Hanwha Q CELLS GmbH



## PACKAGING INFORMATION

Horizontal packaging	1940 mm	1100 mm	1220 mm	751 kg	28 pallets	24 pallets	32 modules
----------------------	---------	---------	---------	--------	------------	------------	------------

**Note:** Installation instructions must be followed. See the installation and operating manual or contact our technical service department for further information on approved installation and use of this product.

Made in Korea

Hanwha Q CELLS Australia Pty Ltd

Suite 1, Level 1, 15 Blue Street, North Sydney, NSW 2060, Australia | TEL +61 (0)2 9016 3033 | FAX +61 (0)2 9016 3032 | EMAIL q-cells-australia@q-cells.com | WEB www.q-cells.com/au



Engineered in Germany